


COUNT THE ROOM fall

Count the Room will have your students moving and counting numbers up to 20 in various ways! Hide the cards around the room for students to count either 1 to 10 or 11 to 20.

The image displays a collection of materials for a 'Count the Room' activity. On the left, there are several cards with illustrations of classroom items: paint palettes, easels with an apple, rainbows, school buses, desks, and markers. In the center, there are more cards featuring a schoolhouse, water bottles, and a grid of green squares. On the right, two worksheets are shown. The first is titled 'COUNT THE ROOM back to school 1 to 10' and includes a grid with small icons of a schoolhouse, a bus, a water bottle, and a paper airplane. The second is titled 'COUNT THE ROOM back to school 11 to 20' and includes a grid with small icons of a schoolhouse, a bus, a water bottle, and a paper airplane. Both worksheets have a 'Name' field and instructions: 'Walk around the room. Find a card. Count the objects. Write how many in the correct box.'

COUNT THE ROOM fall

Each set has a fall centered theme, recording sheet, and a different way to count such as: one-to-one objects, dice, dominoes, tally marks, ten and twenty frames, and fingers!



The image displays a collection of educational cards for counting activities, organized into several sets:

- Witch and Boy Sets:** Each set includes three cards (A, B, C) featuring a witch or boy holding a board with two dice. The dice faces are colored and have different dot patterns.
- Leaf Sets:** Each set includes three cards (A, B, C) featuring a leaf with a ten-frame grid. The leaf colors are yellow, red, and yellow.
- Pumpkin Sets:** Each set includes three cards (K, L, M) featuring a pumpkin with a domino on its side. The domino faces are white with black dots.
- Apple Sets:** Each set includes three cards (B, C) featuring an apple with a ten-frame grid. The apple colors are green, red, and yellow.
- Hand Sets:** Each set includes three cards (D, E, F) featuring a hand with a ten-frame grid. The hand colors are brown, tan, and brown.


Each card is labeled with a letter (A, B, C, K, L, M, N, O, P) and contains a grid for recording the count. The cards are arranged in a grid-like pattern, with some overlapping.

COUNT THE ROOM winter


Count the Room will have your students moving and counting numbers up to 20 in various ways! Hide the cards around the room for students to count either 1 to 10 or 11 to 20.

Count the Room cards showing various quantities of cocoa pieces on a grid above a cup of cocoa. The cards are labeled A through S.

- A: 8 pieces
- B: 5 pieces
- C: 3 pieces
- D: 8 pieces
- E: 4 pieces
- F: 7 pieces
- G: 2 pieces
- H: 9 pieces
- I: 6 pieces
- J: 1 piece
- K: 10 pieces
- L: 6 pieces
- M: 12 pieces
- N: 10 pieces
- O: 10 pieces
- P: 10 pieces
- Q: 10 pieces
- R: 10 pieces
- S: 10 pieces
- T: 8 pieces

COUNT THE ROOM Name _____
Cocoa 1 to 10  Walk around the room. Find a card. Count the objects. Write how many in the correct box.


A	B	C	D	E
F	G	H	I	J

COUNT THE ROOM Name _____
Cocoa 11 to 20  Walk around the room. Find a card. Count the objects. Write how many in the correct box.


K	L	M	N	O
P	Q	R	S	T

COUNT THE ROOM winter

Each set has a winter centered theme, recording sheet, and a different way to count such as: one-to-one objects, dice, dominoes, tally marks, ten and twenty frames, and fingers!



COUNT THE ROOM



Spring

Count the Room will have your students moving and counting numbers up to 20 in various ways! Hide the cards around the room for students to count either 1 to 10 or 11 to 20.

A	B	C
D	E	F

N	O	P


COUNT THE ROOM Name: _____
Flower 1 to 10 Walk around the room. Find a card. Count the objects. Write how many in the correct box.

A	B	C	D	E
F	G	H	I	J

COUNT THE ROOM Name: _____
Flower 11 to 20 Walk around the room. Find a card. Count the objects. Write how many in the correct box.

K	L	M	N	O
P	Q	R	S	T

COUNT THE ROOM



Spring


Each set has a spring centered theme, recording sheet, and a different way to count such as: one-to-one objects, dice, dominoes, tally marks, ten and twenty frames, and fingers!


The image displays a variety of educational materials for a spring-themed counting activity. The materials are organized into several groups:

- Easter Eggs:** Multiple worksheets showing baskets of colorful Easter eggs. Each basket is placed on a ten-frame grid to facilitate counting.
- Counting with Hands:** Worksheets featuring a rainbow icon and a hand showing a specific number of fingers (1, 2, 3, 4, or 5) to represent a number.
- Spring Animals:** Worksheets with illustrations of various animals such as snakes, frogs, turtles, worms, birds, squirrels, and snails, arranged for one-to-one counting.
- Tally Marks:** Worksheets using vertical lines (tally marks) to count objects, with some using ten frames to record the results.
- Tractors and Dice:** Worksheets featuring green tractors with dice on their backs, used for counting the dots on the dice.
- Dominoes:** Worksheets with dominoes placed on ten frames to count the pips.


COUNT THE ROOM Summer

Count the Room will have your students moving and counting numbers up to 20 in various ways! Hide the cards around the room for students to count either 1 to 10 or 11 to 20.



COUNT THE ROOM Name: _____
Strawberry 1 to 10  Walk around the room. Find a card. Count the dots. Write how many in the correct box.


A	B	C	D	E
F	G	H	I	J

COUNT THE ROOM Name: _____
Strawberry 11 to 20  Walk around the room. Find a card. Count the dots. Write how many in the correct box.

K	L	M	N	O
P	Q	R	S	T

COUNT THE ROOM Summer

Each set has a summer centered theme, recording sheet, and a different way to count such as: one-to-one objects, dice, dominoes, tally marks, ten and twenty frames, and fingers!



Thank you for Downloading!

Hey teacher friend!

I hope you find this resource helpful. Our goal at The Kindergarten Connection is to help Pre-K and Kindergarten teachers save time and stress less. Give us a shout anytime at hello@thekindergartenconnection.com – we are here for you! ❤️

The Kindergarten Connection



You're invited to join us...



You May:

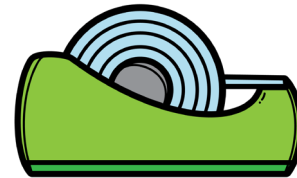
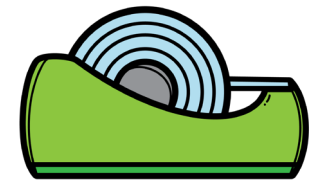
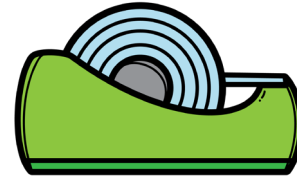
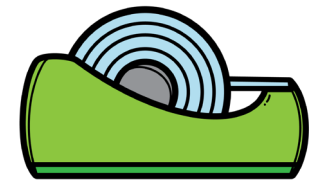
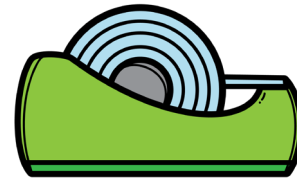
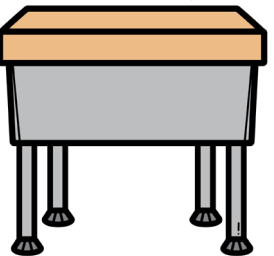
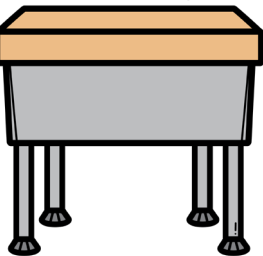
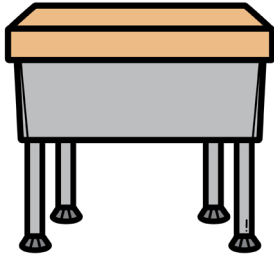
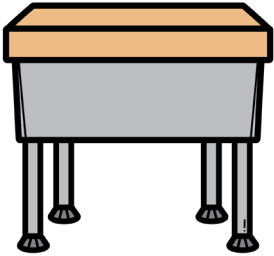






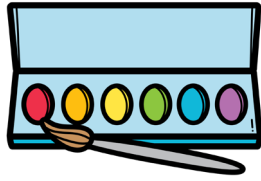

- Use this printable for personal use
- Use this printable in a single classroom
- Share this printable to Seesaw or other family communication apps **IF it is ONLY being shared with your students' families for the purpose of classroom support/assignments.** It may not be shared out to the whole platform or other teachers.


You May NOT:

- Please do not email or upload this file to send to others. Please instead refer them to the original website/URL where you found it available for download or purchase.
- Please do not recreate, sell, or profit in any way from this resource.
- Please do not upload this file to websites or file sharing servers (Facebook, Dropbox, Google Drive, etc.) **See the last point on the left for exceptions.*

Fonts and Graphics







COUNT THE ROOM

Name _____

Back to School 1 to 10



Walk around the room. Find a card. Count the objects. Write how many in the correct box.

